

Torpedo

C.A.B.

(M)

Two notes
AUDIO ENGINEERING



Quick Start Guide

Thank you for buying this Two notes hardware. Our team has put an amazing amount of effort to reinvent our acclaimed Torpedo C.A.B.. With your C.A.B. M, you have the missing link between your guitar rig and a PA or/and an audio interface. With the Torpedo technology, you benefit from the best miked cabinet simulation to have your guitar tone set to record and gig without the hassle of the mic and the cables.

As a standalone unit, you have at hand 32 Two notes virtual cabinets, 8 microphones and 8 rooms to choose from, straight out of the box.

Some unparalleled features of the Torpedo C.A.B. M:

- Send your pedalboard or amp sound directly to the PA or recorder with studio grade quality every time.
- Control all parameters directly from the Torpedo C.A.B. M screen, and enjoy the Torpedo Remote interface on your mobile device or desktop computer.
- Get access to all the creative options in your virtual studio to mike your guitar rig like a pro.
- If 32 cabinets are not enough, browse the World's largest cabinet library on the Two notes Store or load third party IRs on your memory card.
- All this in a small sturdy metal case to endure all the rigours of a live rig.

Download the complete owner's manual at www.two-notes.com/cabm

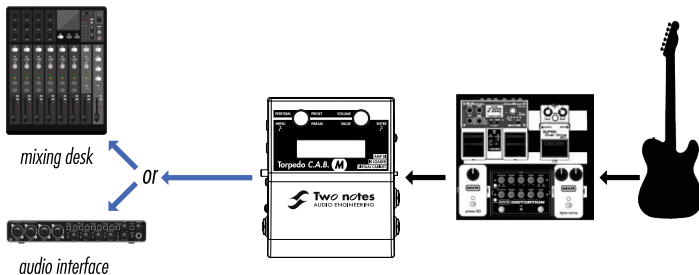
Torpedo

C.A.B.

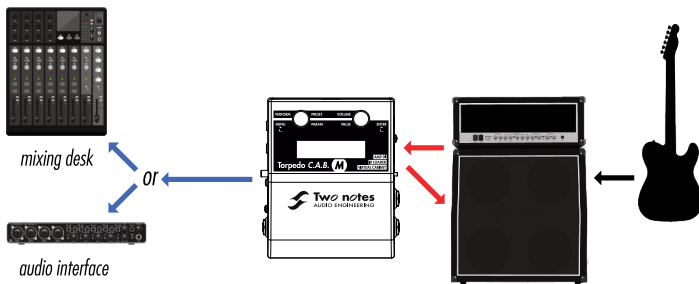
(M)

Applications

How the C.A.B. M fits in your rig.

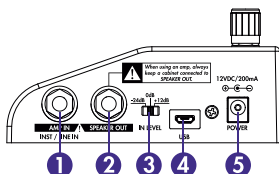


- ← = instrument cable (TS jack)
- ← = balanced cable (XLR or TRS jack)
- ← = speaker cable (only use cables that are labeled as such)

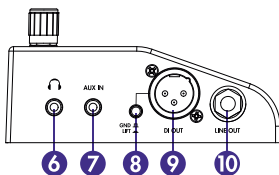


Inputs/outputs

How you plug into the C.A.B. M and into other units.



- 1 Input for guitar and pedal FX units or connect your amp speaker output here.
- 2 Connect your cabinet here when plugging your amp into the AMP IN.
 ▲ *When using an amp, always keep a cabinet connected to SPEAKER OUT.*
- 3 Gain settings to adjust input level depending of the source plugged into the C.A.B. M.
- 4 Control unit on a Windows or Mac OSX computer through the Remote software.
- 5 Power supply input (use included power adaptor).



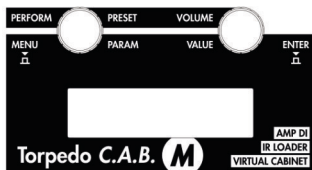
- 6 Headphones output.
- 7 Auxiliary input to play along backing tracks from an external source.
- 8 Ground lift switch to eliminate ground loops.
- 9 Balanced XLR output to connect to a mixer or an audio interface.
- 10 Balanced Jack output (TRS) to connect to a mixer or an audio interface.

Torpedo

C.A.B.

M

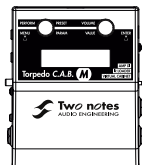
Features



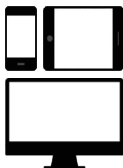
PERFORM mode: you scroll through the presets, and set the volume.

MENU mode: edit all the parameters of a preset to create your own sound.

The two knobs are continuous encoders, with push function to validate.




+



The Remote software allows you to control your C.A.B. M with a desktop via the USB port, or wirelessly with a mobile phone or a tablet.

Download the Two notes Torpedo Remote:

- www.two-notes.com/remote (for desktops).
- Google Play or App Store (for mobile devices).



11

The memory card reader located on the rear of the C.A.B. M allows you to load hundreds of IRs and Two notes virtual cabinets on the supplied memory card.